

ABOUT THE COMPANY

Dear Reader,

We became aware of high heel protection more than 30 years ago in South Amerika and the Caribbean.

There the „Highheeldoc“ as we call it, is part of daily life. Almost every woman uses this protection for the heels of her stilettos, high heels, pumps, high heels, sandals, peep toes.

This was innovation born out of necessity, given that much heel damage of expensive shoes was caused by the mostly poor local infrastructure. Surely, many of you have experienced this on vacation somewhere.

But the important part of this story is the fact that this well-known problem of heel damage was finally solved by the „Highheeldoc“.

No more damaged heels by grass, gravel, crushed stone, escalators, grids, bad pavements, cobblestones etc. All these negative experiences and annoyances were simply avoided using the „Highheeldoc“.

In the future, you too can use the “Highheeldoc” and walk through life with confidence. No more worries about what could happen to your precious shoes. No more expensive repairs. Save money and stress and enjoy your good looking shoes.

The „Highheeldoc“ is a simple, perfect and almost invisible solution that can be applied by any woman herself within minutes, as an effective protection for her own shoes. All you need is a simple hairdryer.

**Be smart, let's rock,
buy „Highheeldoc“**

**The perfect heel protection
This is what our High-Heels should looklike**



What do we need to achieve this: The „Highheeldoc“ the perfect heel protector, and a simple hair dryer.



Learn more, visit our website. Do yourself a favour with something that you will always be satisfied with..
Read and experience our history.
The „HIGHHEELDOC“ : Every woman's favourite!.

Hersteller: Bolte & Associates
Manufacturer: Postfach 11 12
Producer: 29644 Bispingen / Germany
Tel: 05194-4185068
Fax: 05194-4189068
E-Mail: info@highheeldoc.de

Highheel-

www.highheeldoc.de



★ **No more damaged heels** ★
★ **Easy to install** ★
★ **Invisible** ★

**Attention — Ladies
Only for women**

Never again damaged heels. No stress, no strained nerves, no more trouble!

The ultimate, most effective, almost invisible heel protection, for high heels, stilettos, pumps, high heels, sandals, ballet-boots, ankle boots, peep toes etc. The „Highheeldoc“ the permanent protector for our beloved shoes, our much-needed heel protector.

We are (unfortunately) used to this view:



**But we can also spare ourselves this sight
-see inside-**

Why women love them so much

Stiletto + high heels:

Why are women passionate about wearing shoes that are far too high and uncomfortable? The answer is simple: **high-heels** make women look taller, slimmer, more elegant, and sexier. **High-Heels** also make legs look longer and ankles more graceful, and give a seductive hip swing when walking.

And that's a good thing! The subtle difference?

For some women shoes with high heels are an absolute must. From a heel height of 10 centimeters on, one speaks of high-heels. These heels visually lengthen the leg and stretch the woman's body. It sometimes happens that heels look like artistic sculptures and become legendary. In the 50s Italians designed the thin, high heel, the stiletto (small dagger). But high heels and pumps have a very significant difference: the heel height. Pumps go up to a heel size of 9cm. High-Heels (10cm +) have become the epitome of female sensuality. According to experts and men, the main attraction of high heels is that women not only look extremely sexy in them, but also feel really sexy - provided they can manage to walk gracefully in them.

"Give a woman the right shoes and she conquers the world" is our company motto.

And this is where the „Highheeldoc“ comes to the rescue

The heel protectors can be used up to a heel of 8mm to 22mm diameters. Quick and easy to fit. All you need is a hair dryer.

1. **Clean the heel of the shoe with a dry cloth.**
2. **Cut the protector to the desired length**
3. **Place the protector around the heel as shown in the picture**
4. **Heat the protector with a hair dryer until it fits very snugly around the heel.**

The protector is easy to remove, with a longitudinal cut on the inside of the heel

Important: Be careful when removing, do not cut into the leather of your shoes!!!!



The final results and outcomes

Stiletto & High Heel Protector

Nie mehr beschädigte Absätze
Einfach anzubringen
Unsichtbar
Perfekter Schutz



Bole & Associates
Postfach 11 12
29644 Bispingen
Germany
Telefon: +49 5194-4185068
Email: highheeldoc@ewe.net
www.highheeldoc.de

English:

- Clean your heel with a dry cloth.
- Cut the heel cover to the required length that you wish for your heel.
- Place the heel cover over the heel, just above the heelpiece.
- Apply heat with a hairdryer to shrink the heel cover around the heel.
- The heel cover is easy to remove: Just carefully cut lengthwise and remove.

Important: Do not cut into the leather of your shoes!!!


This product does not damage any material (i.e. Leather, Suede, or Lacquer). Can be removed or changed whenever necessary.

Deutsch:

- Reinigen Sie den Schuhabsatz mit einem trockenen Tuch.
- Schneiden Sie das Produkt/Schutzmantel in der gewünschten Länge ab.
- Platzieren Sie den Schutzmantel laut Abbildung um den Absatz.
- Erhitzen Sie den Schutzmantel so lange mit einem Föhn, bis er sich sehr eng um den Absatz anschmiegt.

Der Schutzmantel ist einfach zu entfernen mit einem kleinen Längsschnitt.


Wichtig: Vorsicht beim Entfernen, nicht in das Leder ihrer Schuhe schneiden!!!




Tube placed over the heel

Shrinks to perfect invisible fit

SIZE
Measure your heel



Place over your heel



Heat and it shrinks